



**SHENZHEN FENGLED PHOTOELECTRIC CO.,LTD**

**200W or 240W TCX Flood Lights Manual**



**Product Name: 200W or 240W  
TCX Flood Lights  
Item No.: FLT-QY1-200  
Or FLT-QY1-240**

**<https://www.fengled.com>**

# Introduction

## Material

- Patented aluminum alloy heat dissipation structure; High quality aluminum processing technique; Special surface treatment process; High brightness LED light source, high efficiency and long life power supply.

## Applications

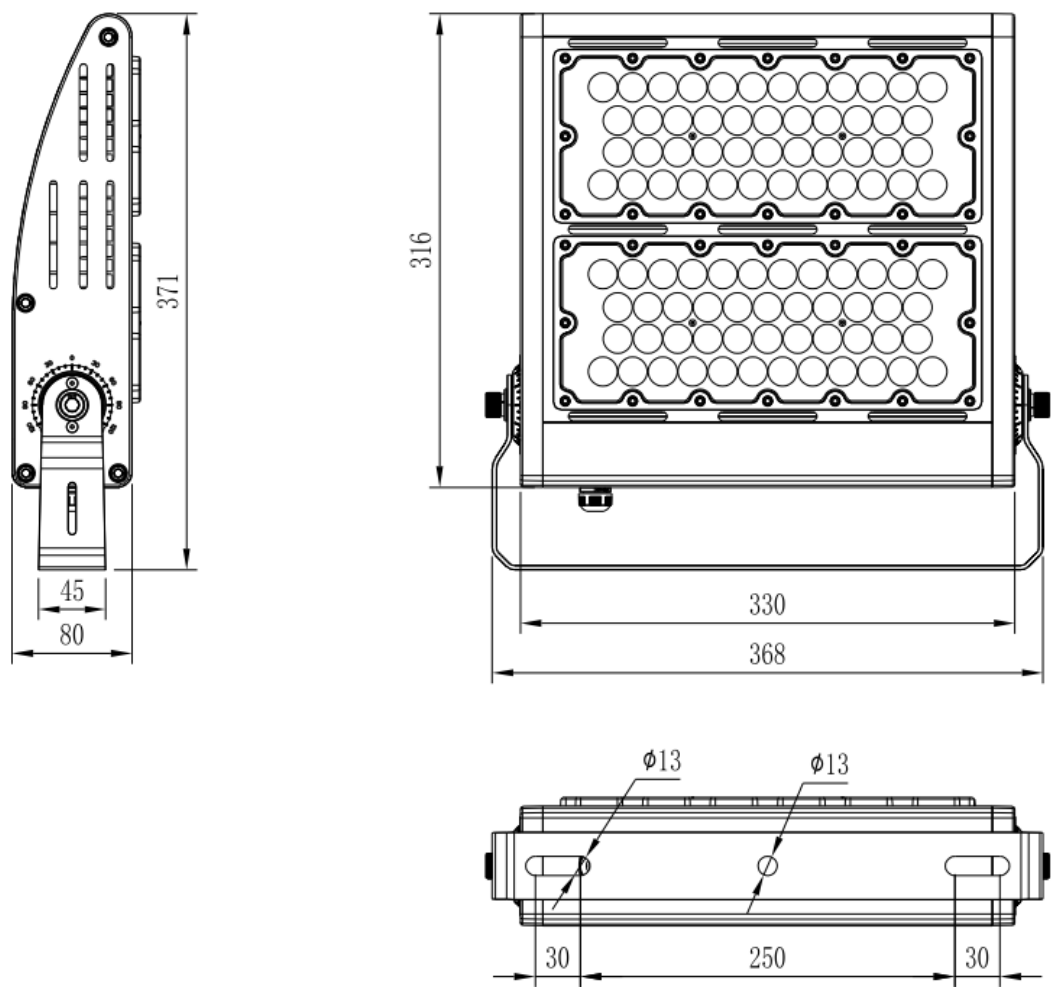
- Suitable for Warehouses, Production and logistics workshops, Retail stores, Theme restaurants, usement parks, Indoor stadiums and public places, and other industrial and commercial lighting purposes.

## Features

- LEDs froms Smalite /Philips Lumileds/CREE/LG/Osram with high thermal conductivity, good heat-radiation, small light decay, pure light, no ghosting, stable performance and quality advantages.
- Unique thermal management design low LED junction temperature effectively, ensure the lifespan of the light source and power.
- Extremely light weight for safety use and installation.
- Eco-friendly and energy saving, dust-proof, no radiation and emitting heat, no mercury, lead and other Pollution elements.
- High color rendering index to show the physical color rendering more real. Various colors is optional to meet the needs of different environments. Eliminating the repressed emotions caused by the traditional lamp in highor low color temperature , the light is visual comfort, and improve the work efficiency.
- Power by constant current and voltage, can work in wide voltage range AC90V-305V. Overcome the unstable on the light caused by ballast disturbance, noise pollution, avoid the stimulus work to eye fatigue.
- Using a special surface treatment process, new design on appearance. Simple installation, easy disassembly. Wide range of application.

# Dimension

Unit: mm


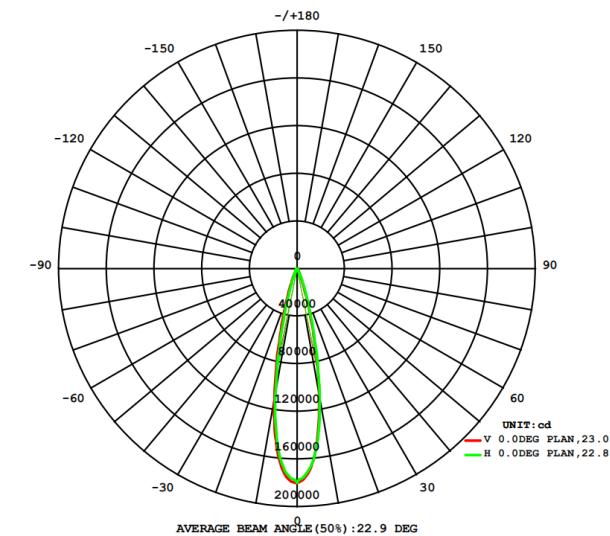


# Parameter

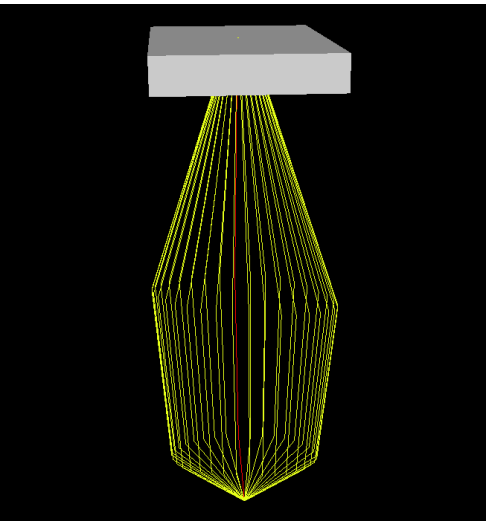
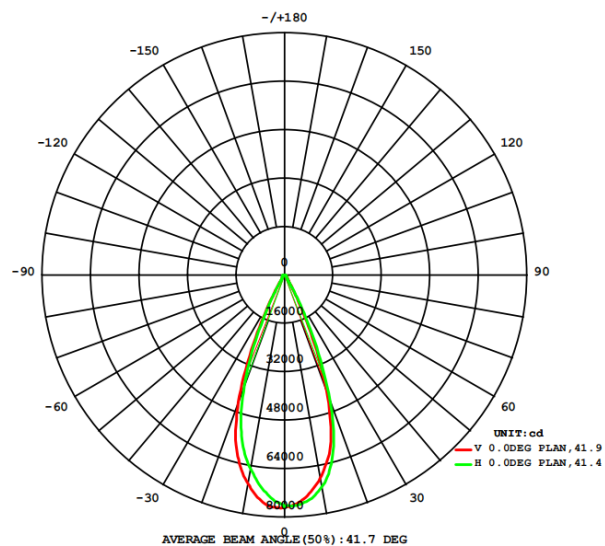
LED Driver	MW or SS
Input Voltage	100-277 VAC, 50/60 Hz
LED Chips	5050
LED QTY	46pcs*2 (5050)
LED Power	200W or 240W
Total System Power	200W or 240W
Led Luminous Efficiency	180-190lm /W
Light Lighting efficiency	150~145lm/W
Led Initial Luminous Flux	30000 Lm or 34800
Illuminance Uniformity	>0.8
Color Temperature	4000K-6500K
Color Rendering Index	Ra≥70
Light Distribution	Symmetric/Rectangle
Illuminance Design	LED+lens
LED Junction Temperature	≤70℃ (@ Ta=30℃)
Working Temperature	-25℃ ~ 45℃
Storage Temperature	-25℃ ~ 65℃
IP Rating	IP65
Life-span	>50000H
Power Cable	OEM

# hotometric Distribution

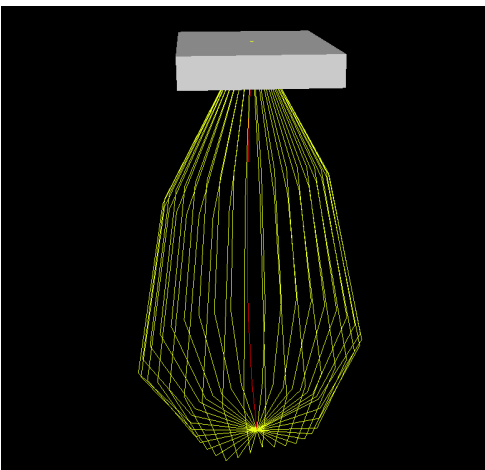
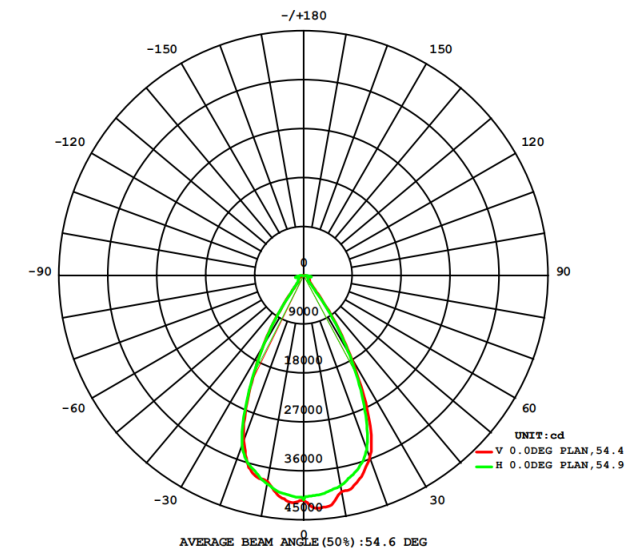
## Beam Angle 20x20°



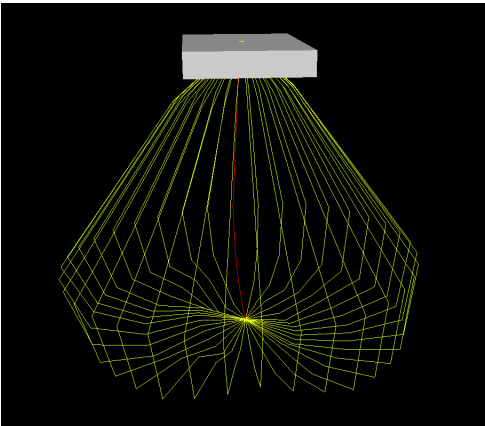
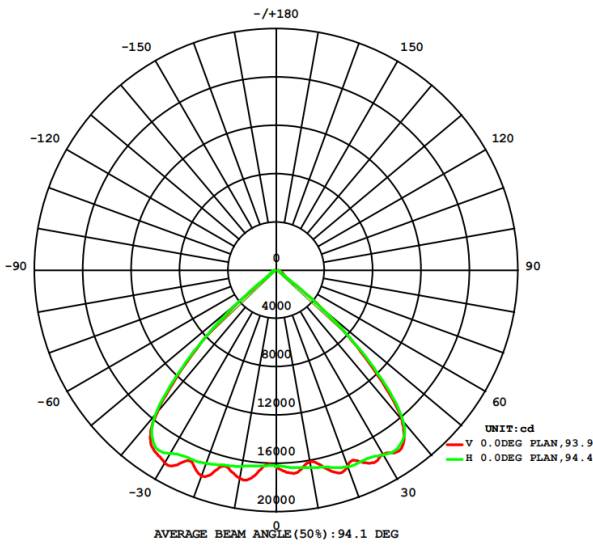
## Beam Angle 40x40°



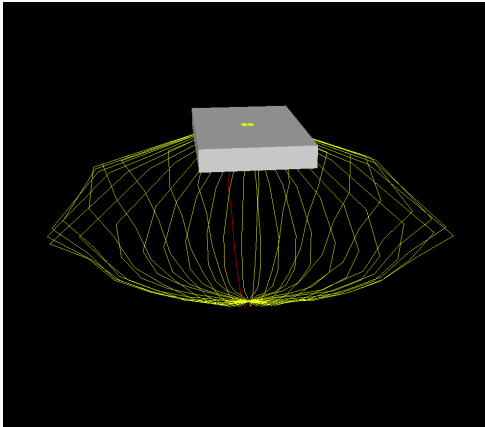
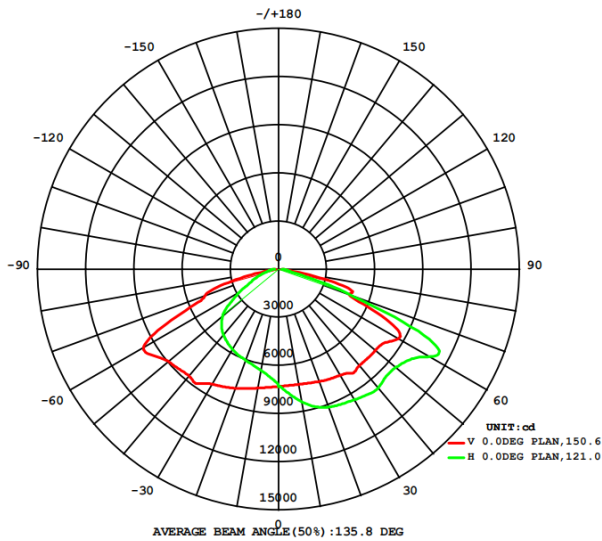
## Beam Angle 60x60°



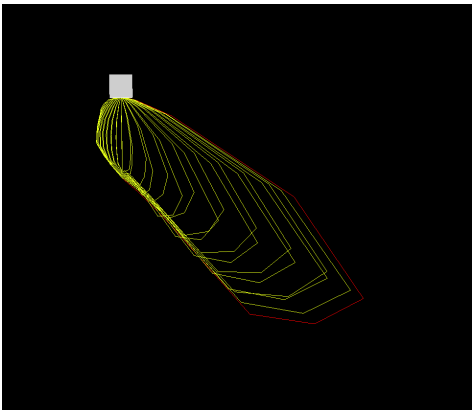
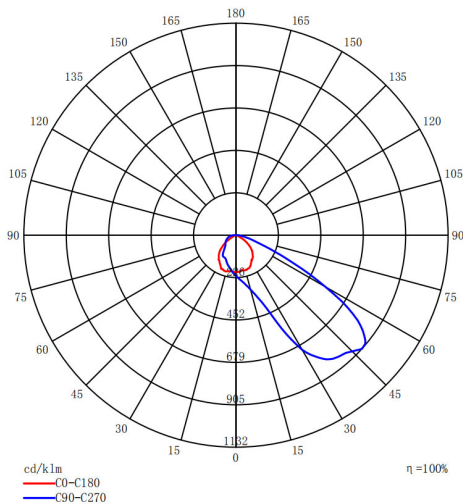
Beam Angle 90x90°



Beam Angle 140x100°



Beam Angle P50



# installation

